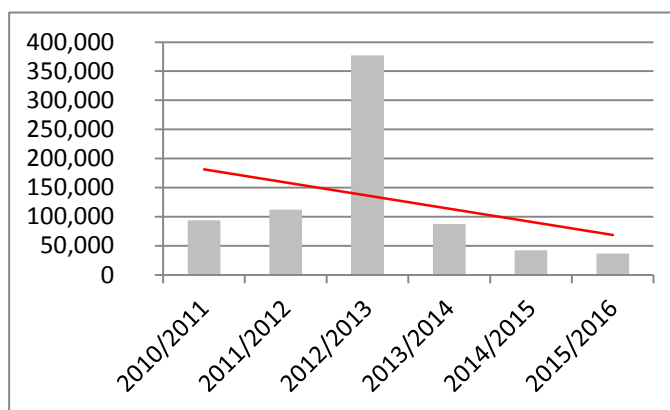
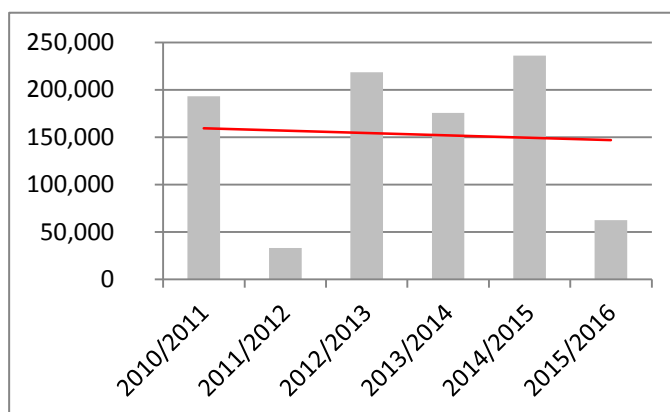


**Liability (Public, Employers, Professional Indemnity, Libel and Slander)****By Occurrence Date**

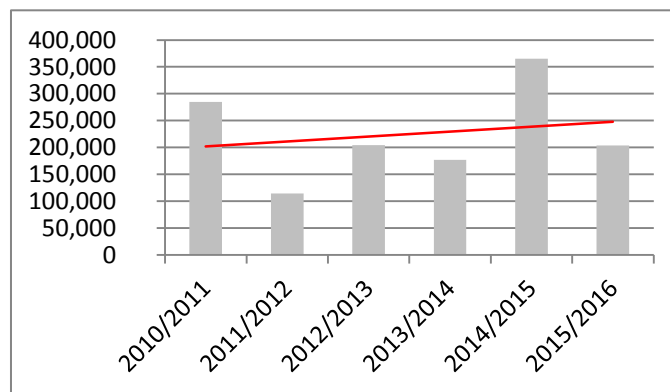
Year	Claims	Gross Sum (Paid+O/S) *
	Nos.	£
2010/2011	15	94,117
2011/2012	28	112,288
2012/2013	17	377,227
2013/2014	17	87,078
2014/2015	18	42,166
2015/2016	6	36,524
<b>Grand Total</b>	<b>101</b>	<b>749,400</b>
Average	17	124,900

**By Notification Date**

Year	Claims	Gross Sum (Paid+O/S) +
	Nos.	£
2010/2011	17	193,180
2011/2012	22	32,998
2012/2013	14	218,368
2013/2014	12	175,694
2014/2015	24	235,919
2015/2016	19	62,304
<b>Grand Total</b>	<b>108</b>	<b>918,463</b>
Average	18	153,077

**By Payments**

Year	Payments	Total Paid #
	Nos.	£
2010/2011	54	284,836
2011/2012	56	114,472
2012/2013	56	204,256
2013/2014	70	177,309
2014/2015	55	364,965
2015/2016	48	203,812
<b>Grand Total</b>	<b>339</b>	<b>1,349,650</b>
Average	57	224,942



\* Includes sums paid and the estimated reserve for claims which **occurred** in the years stated (e.g. a claim occurring in 2010/11 may have had one or more payments made in any of the years stated but the payment(s) will be recorded against 2010/11 - the year the claim occurred).

+ Claims can be notified several months or even years after an incident occurred. This table includes sums paid and the outstanding reserve for claims which were **notified** in the years stated (e.g. a claim occurring in 2010/11 may have had one or more payments made in any of the years stated but the payment(s) will be recorded against 2010/11 - the year the claim was notified).

# This table sets out the amounts **paid** in each year irrespective of when claims occurred or were notified. It does not include the estimated reserve for outstanding claims. Some of the payments made will relate to claims that occurred prior to 2010/11.